

# Gravity infusion

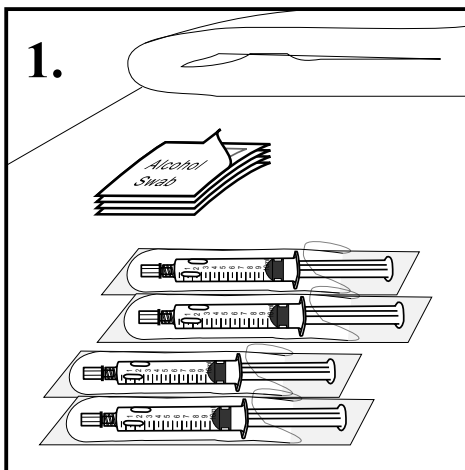
## How to connect, run, and disconnect your IV medicine

### EQUIPMENT:

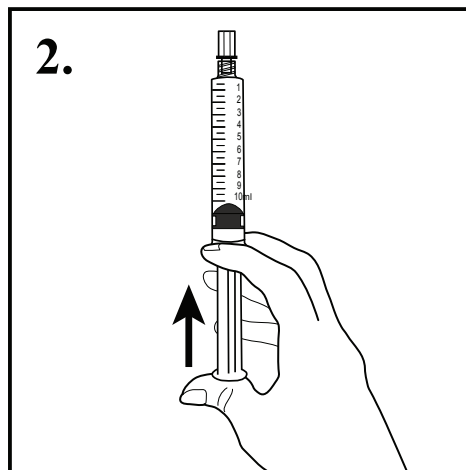
- Alcohol swabs (2-4)
- Primed medicine bag/tubing
- 10 mL pre-filled saline (NS) syringes (4)

### IMPORTANT:

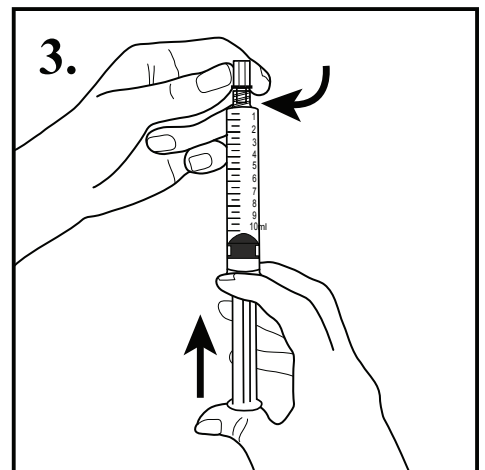
Sit up and do not perform strenuous activities during your infusion.



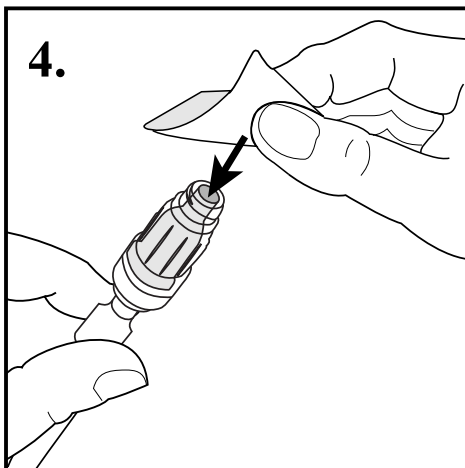
1. Wash your hands.  
Gather equipment and open packages on clean surface.



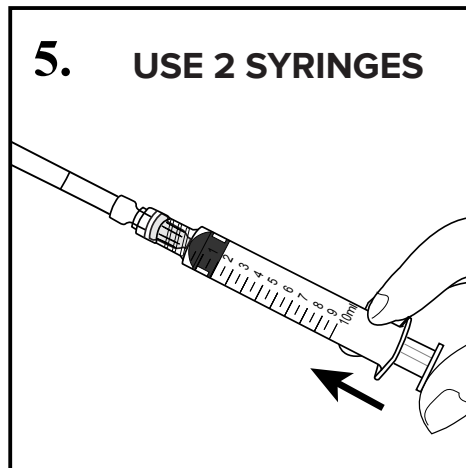
2. Press up on plunger ('click')



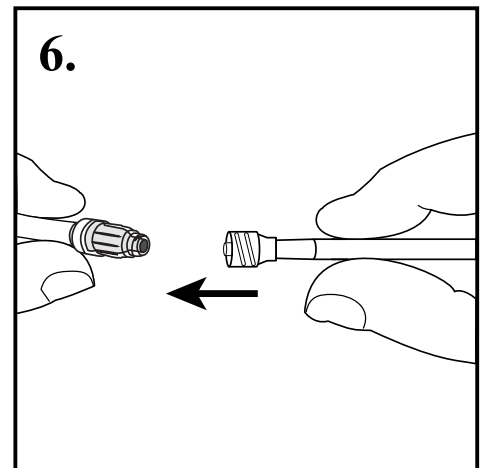
3. Loosen cover (half turn). Push gently on plunger to remove air. Repeat for all syringes.



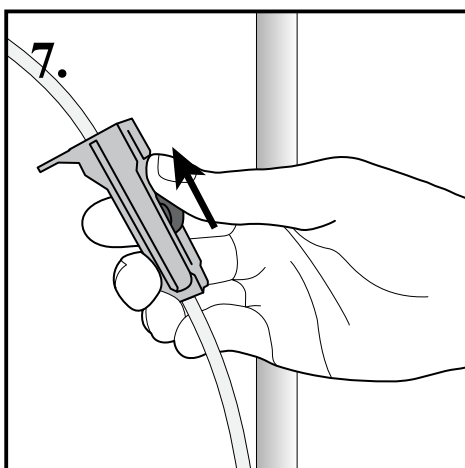
4. Scrub IV cap with alcohol for 15 seconds and allow to dry. Do not touch cap after cleaning.



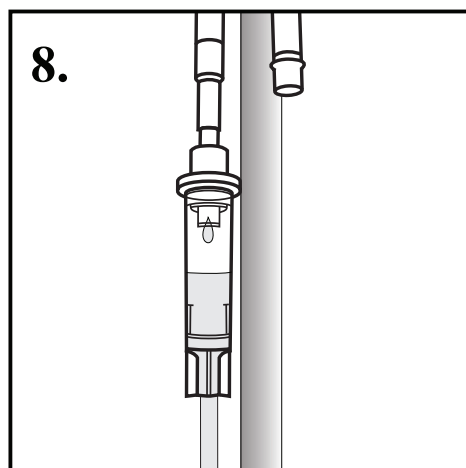
5. **USE 2 SYRINGES**  
Attach syringe - press and turn clockwise. Push plunger to inject saline using "start-stop" method. Repeat with second syringe.



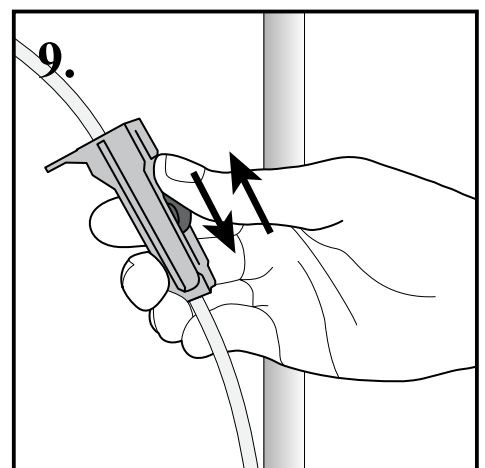
6. Attach medicine tubing to your IV cap. If cap was touched, repeat cleaning.



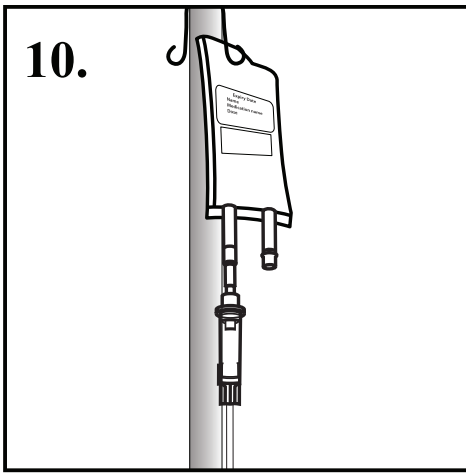
7. Open roller clamp halfway.



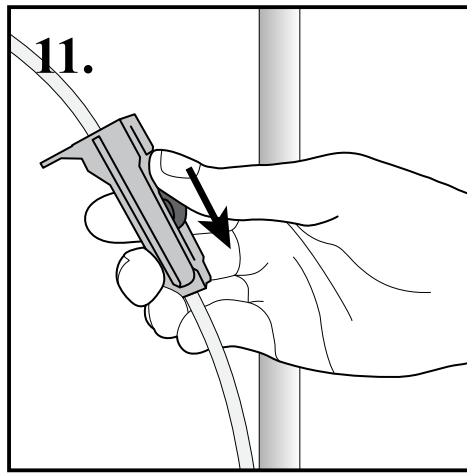
8. Watch drip chamber for medicine to start dripping. Count number of drops per minute.



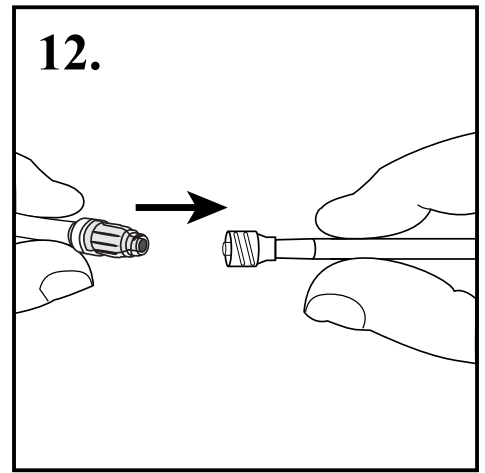
9. Check rate every 5 minutes; use roller clamp if dripping too fast or slow.



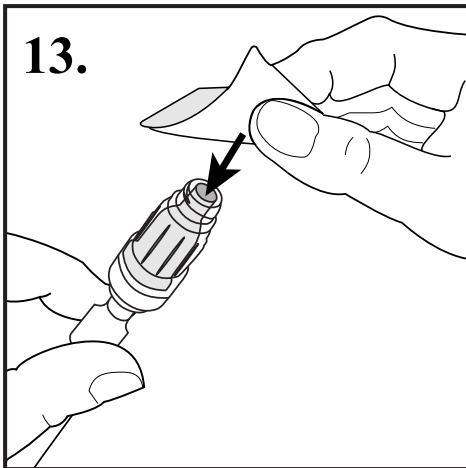
10. When your medicine is finished, the bag will look flat, and drip chamber will be empty. Fluid will stop in the tubing below the drip chamber.



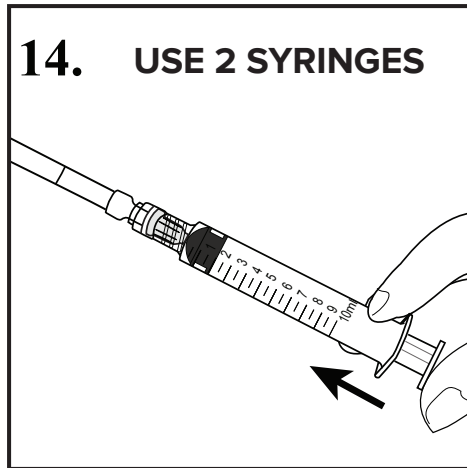
11. Close roller clamp.



12. Disconnect IV tubing from cap.

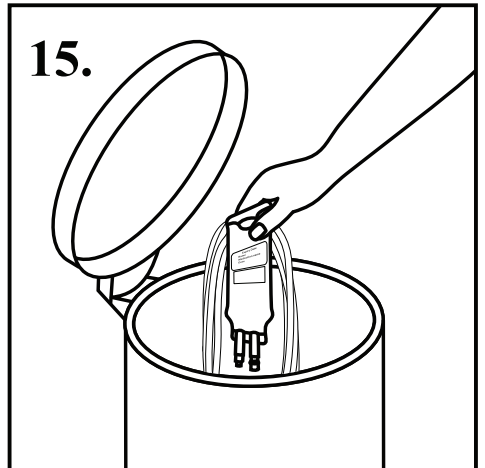


13. Scrub cap with alcohol for 15 seconds and allow to dry. Avoid touching cap after cleaning.



14. **USE 2 SYRINGES**

Attach syringe - press and turn clockwise. Push plunger to inject saline using “start-stop” method. Repeat with second syringe.



15.

Remove syringe from cap. Discard all supplies, including medicine bag and tubing. Use a new tubing for every medicine bag.

RUN MEDICINE AT \_\_\_\_\_ drops/minute.

This will take about \_\_\_\_\_ minutes.

It's ok if it takes a little longer.

If your catheter has a clamp, the nurse will teach you how to use it.

**Call your nurse:**

- If you can't flush your line.
- If your IV drips very slowly even with clamp fully open.